



Document Name	Document No.	Ver	Date	Page
LIR123A Specification	ZJQM-RD-SPC-A0994	0.0	2015-5-25	1/8

# EEMB CO., LTD

## Li-ion Battery

## Specification

<b>Model:</b>	<b>LIR123A</b>
<b>Capacity:</b>	<b>700mAh</b>

Prepared	Checked	Approved

Customer:

Customer Approval (Customer confirmation) :

Signature	Checked	Approved

Address: Room ABCD,25/F, Block A, Fortune Plaza, NO.7060 Shennan Road Shenzhen, China

Postal code: 518040

Phone: 0086-755-83022275

FAX: 0086-755-83021966

<http://www.eemb.com>



Document Name	Document No.	Ver	Date	Page
LIR123A Specification	ZJQM-RD-SPC-A0994	0.0	2015-5-25	2/8

### Catalog

Chapter	Content	Page
0	Catalog.....	2
1	Scope.....	3
2	Battery Cell Basic Characteristics.....	3
2.1	Model.....	3
2.2	Capacity.....	3
2.3	Nominal Voltage.....	3
2.4	Weight.....	3
2.5	Internal Impedance.....	3
2.6	Dimension.....	3
2.7	Standard Charge.....	3
2.8	Fast Charge.....	3
2.9	Standard Discharge.....	3
2.10	Maximum Current.....	3
2.11	Operation Temperature.....	3
2.12	Storage Temperature.....	3
2.13	Storage Relative Humidity.....	3
3	Battery Cell Shape and Dimensions.....	4
4	Appearance.....	4
5	Battery Cell Specification.....	4
6	Curves.....	6-7
7	Warranty.....	7
8	Matters Needing Attention.....	7-8

Document Name	Document No.	Ver	Date	Page
LIR123A Specification	ZJQM-RD-SPC-A0994	0.0	2015-5-25	3/8

## 1. Scope

This product specification defines the requirements of the rechargeable lithium-ion battery supplied to the customer by EEMB Co., Ltd.

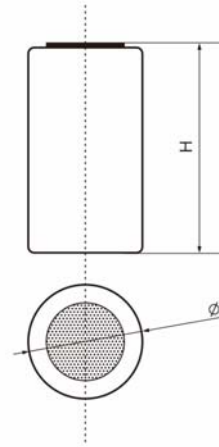
## 2. Battery Cell Basic Characteristics

No.	Item		Characteristics		Remark
2.1	Model		LIR123A		
2.2	Capacity	Nominal Capacity	700	mAh	0.2C <sub>5</sub> A
		Minimum	700	mAh	0.2C <sub>5</sub> A
2.3	Nominal Voltage		3.7	V	
2.4	Weight		Approx.18	g	
2.5	Internal Impedance		≤ 60	mΩ	AC 1KHz(50% charge)
2.6	Dimension (with PVC)	Diameter	≤ 16.8	mm	
		Height	≤ 35	mm	
2.7	Standard Charge	Constant Current	350	mA	0.5C <sub>5</sub> A (CC&CV)
		Limited Voltage	4.20±0.05	V	
		End-of Current	7	mA	0.01 C <sub>5</sub> A
2.8	Fast Charge	Constant Current	700	mA	1C <sub>5</sub> A (CC&CV)
		Limited Voltage	4.20±0.05	V	
		End-of Current	7	mA	0.01 C <sub>5</sub> A
2.9	Standard Discharge	Constant current	700	mA	1 C <sub>5</sub> A (CC&CV)
		Cut-off Voltage	2.75	V	
2.10	Max. Continuous Discharge Current		700	mA	1C <sub>5</sub> A
	Max. Pulse Discharge Current		1400	mA	2C <sub>5</sub> A
2.11	Operation Temperature	Charge	0 ~ 45	°C	
		Discharge	-20 ~ +60	°C	
2.12	Storage Temperature	1 month	-20 ~ +45	°C	
		6 month	0 ~ +45	°C	
2.13	Storage Relative Humidity		65±20	%	

Document Name	Document No.	Ver	Date	Page
LIR123A Specification	ZJQM-RD-SPC-A0994	0.0	2015-5-25	4/8

### 3. Battery Cell Shape and Dimensions (Unit: mm)

Item	Specification
Diameter( $\varnothing$ )	16.8mm
Height(H)	35mm



### 4. Appearance

It shall be free from any defects such as remarkable scratches, breaks, cracks, discoloration, leakage, or middle deformation.

### 5. Battery Cell Specification

#### 5.1 Electrical Characteristics

No.	Item	Criteria	Test Instructions	
5.1.1	Cycle Life	$\geq 300$ cycles (1C <sub>5A</sub> )	The capacity measured after 300 cycles of complete charge and discharge at 1C current to 2.75V cut-off.	
5.1.2	Normal Discharge Performance	0.2C	$\geq 100\%$	Charge the cell with 0.5C to 4.20 $\pm$ 0.05V at 23 $\pm$ 2 $^{\circ}$ C, rest for 10min; discharge with different currents to 2.75V.
		0.5C	$\geq 98\%$	
		1C	$\geq 95\%$	
		2C	$\geq 90\%$	
5.1.3	Discharge Performance under different Temperatures	60 $^{\circ}$ C	$\geq 95\%$	Full charge, store at 60 $\pm$ 2 $^{\circ}$ C for 3h, then discharge with 0.5C <sub>5A</sub> to 2.75V. Full charge at 23 $\pm$ 2 $^{\circ}$ C, respectively store at -10 $^{\circ}$ C $\pm$ 2 $^{\circ}$ C, -10 $^{\circ}$ C $\pm$ 2 $^{\circ}$ C and -10 $^{\circ}$ C $\pm$ 2 $^{\circ}$ C for 20h, then discharge with 0.5C <sub>5A</sub> to 2.75V
		0 $^{\circ}$ C	$\geq 85\%$	
		-10 $^{\circ}$ C	$\geq 70\%$	
		-15 $^{\circ}$ C	$\geq 60\%$	
5.1.4	Capacity Retention	Discharge Time $\geq$ 255min	After full charge, store at 20 $\pm$ 5 $^{\circ}$ C for 28 days. Then discharge at 23 $\pm$ 2 $^{\circ}$ C with 0.5C <sub>5A</sub> to 2.75V	
5.1.5	Storage	3 months $\geq$ 4.5h 6 months $\geq$ 4.25h 12months $\geq$ 4h	Charge with 40% ~50%, then respectively store 3, 6 and 12 months at 20 $\pm$ 5 $^{\circ}$ C and 45% ~75%RH. Discharge at 23 $\pm$ 2 $^{\circ}$ C with 0.2C to 2.75V	

Document Name	Document No.	Ver	Date	Page
LIR123A Specification	ZJQM-RD-SPC-A0994	0.0	2015-5-25	5/8

## 5.2 Acclimatization Characteristics

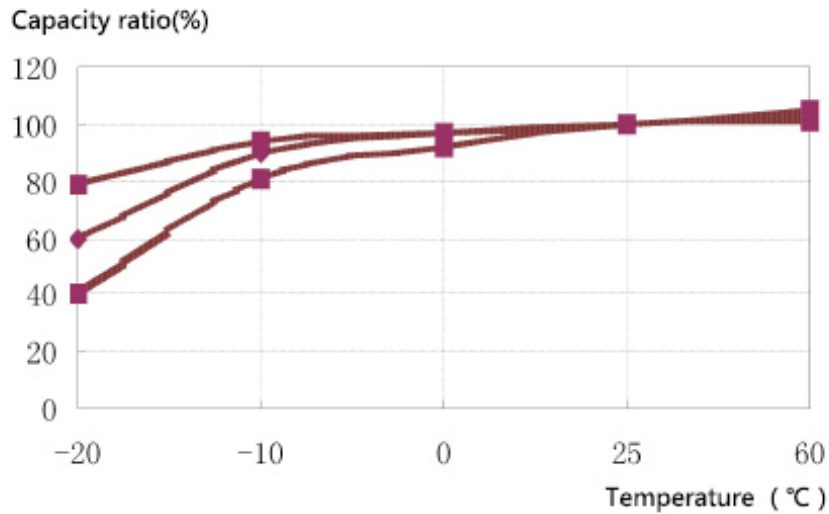
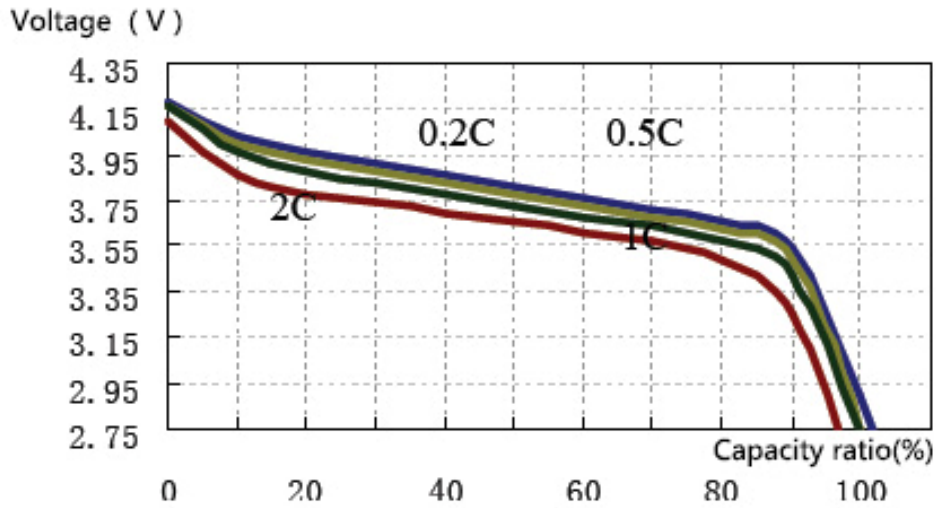
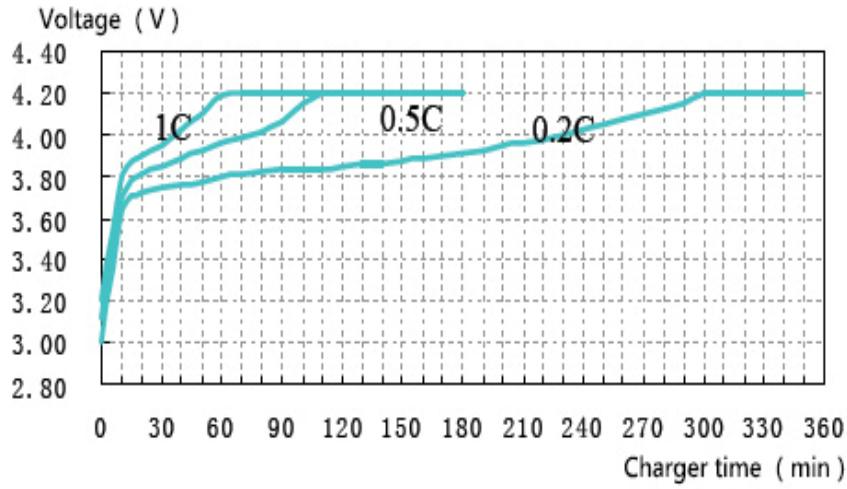
No.	Item	Criteria	Test Instructions
5.2.1	High Temp. and High Humidity	No deformation, no rust, no fire or explosion;	After full charge, store at $40^{\circ}\text{C}\pm 2^{\circ}\text{C}$ (90%~95%RH) for 168h. After test, place at $20^{\circ}\text{C}\pm 5^{\circ}\text{C}$ for 2h and then discharge with $1\text{C}_5\text{A}$ to 2.75
5.2.2	Vibration	No damnification, leakage, no fire or explosion; Battery Voltage $\geq 3.7\text{V}$	Batteries are vibrated 30 min in three mutually perpendicular directions with amplitude of 0.38mm (10~30Hz) or 0.19mm (30~55Hz) and the scanning rate of 1oct per min
5.2.3	Drop	No damnification, leakage, no fire or explosion;	Batteries are dropped onto a hard board with the thickness of 18~20mm from 1meter from X, Y, Z direction of the positive and negative (six directions) and then discharge with $1\text{C}_5\text{A}$ to 3.0V

## 5.3 Safety Characteristics

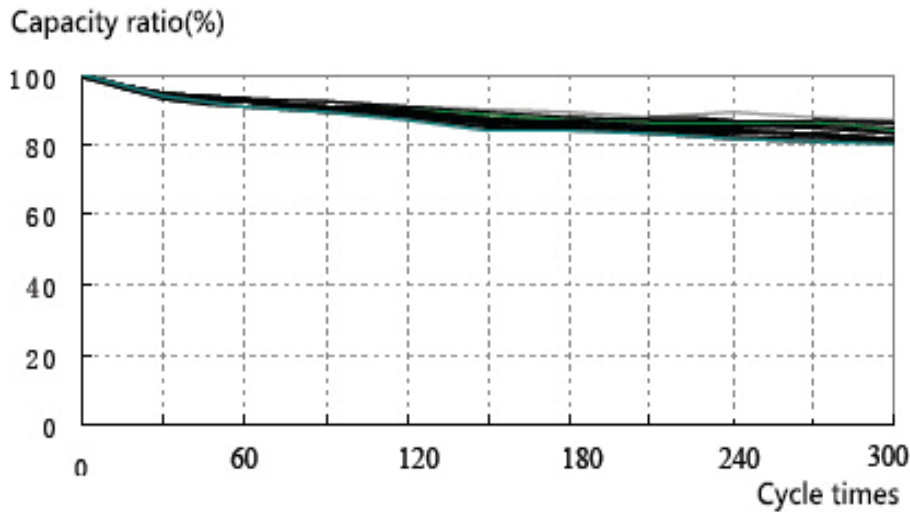
No.	Item	Criteria	Test Instructions
2.3.1	Short Circuit	No fire or explosion; Temperature $<130^{\circ}\text{C}$	Place the battery with thermocouple into a fume hood, and short-circuit by connecting the positive and negative terminals (resistance load of $50\text{m}\Omega$ ), monitoring the battery temperature changes in the course of test. End the test when the battery temperature drops to about $10^{\circ}\text{C}$ lower than peak value.
2.3.2	Overcharge	No smoke or fire Temperature $<130^{\circ}\text{C}$	Charged the cells at $1\text{C}_5\text{A}$ current $23\pm 2^{\circ}\text{C}$ with a voltage limit of 4.8V and end the test when current drops close to 0.01C
2.3.3	Overdischarge	No smoke or fire	Charged the cells at $1\text{C}_5\text{A}$ current $23\pm 2^{\circ}\text{C}$ with a voltage limit of 2.75V; then store for 14 days with $10\Omega$ load
2.3.4	Impact	No smoke or fire	After full charge, a 15.8mm diameter bar is inlayed into the bottom of a 9.1kg weight and the weight is to be dropped from a height of 0.61m onto a sample battery and then the bar will be across the center of the battery.
2.3.5	Compression	No smoke or fire Temperature $<130^{\circ}\text{C}$	After full charge, connect to the thermocouple; placed it between two iron flat mould, quickly compress the battery with 13 KN.
2.3.6	Heating	No fire or explosion	Cell is heated in a circulating air oven at a rate of $(5\pm 2)^{\circ}\text{C}$ per minute to $130\pm 2^{\circ}\text{C}$ , and then placed for 30 minutes at $130\pm 2^{\circ}\text{C}$

Document Name	Document No.	Ver	Date	Page
LIR123A Specification	ZJQM-RD-SPC-A0994	0.0	2015-5-25	6/8

## 6. Curves



Document Name	Document No.	Ver	Date	Page
LIR123A Specification	ZJQM-RD-SPC-A0994	0.0	2015-5-25	7/8



## 7. Warranty

One year warranty after the date of production

## 8. Matters Needing Attention

Strictly observes the following needing attention. EEMB will not be responsible for any accident occurred by handling outside of the precautions in this specification.

### **! Danger**

- Strictly prohibits heat or throw cell into fire.
- Strictly prohibits throw and wet cell in liquid such as water、 gasoline or drink etc.
- Strictly prohibits use leave cell close to fire or inside of a car where temperature may be above 60°C. Also do not charge / discharge in such conditions.
- Strictly prohibits put batteries in your pockets or a bag together with metal objects such as necklaces. Hairpins, coins, or screws. Do not store or transportation batteries with such objects.
- Strictly prohibits short circuit the (+) and (-) terminals with other metals.
- Do not place Cell in a device with the (+) and (-) in the wrong way around.
- Strictly prohibits pierce Cell with a sharp object such as a needle.
- Strictly prohibits disassemble or modify the cell.
- Strictly prohibits welding a cell directly.
- Do not use a Cell with serious scar or deformation.
- Thoroughly read the user's manual before use, inaccurate handling of lithium ion rechargeable cell may cause leakage, heat, smoke, an explosion, or fire, capacity decreasing.

### **! Warning**

- Strictly prohibits put cell into a microware oven, dryer, or high-pressure container.
- Strictly prohibits use cell with dry cells and other primary batteries, or new and old battery or batteries of a different package, type, or brand.
- Stop charging the Cell if charging is not completed within the specified time.
- Stop using the Cell if abnormal heat, odor, discoloration, deformation or abnormal condition is detected during use, charge, or storage.
- Keep away from fire immediately when leakage or foul odor is detected.

Document Name	Document No.	Ver	Date	Page
LIR123A Specification	ZJQM-RD-SPC-A0994	0.0	2015-5-25	8/8

- If liquid leaks onto your skin or clothes, wash well with fresh water immediately.
- If liquid leaking from the Cell gets into your eyes, do not rub your eyes. Wash them well with clean edible oil and go to see a doctor immediately.

### **! Caution**

- Before using the Cell, be sure to read the user's manual and cautions on handling thoroughly.
- Charging with specific charger according to product specification. Charge with CC/CV method. Strictly prohibits reversed charging. Connect cell reverse will not charge the cell. At the same time, it will reduce the charge-discharge characteristics and safety characteristics; this will lead to product heat and leakage.
- Store batteries out of reach of children so that they are not accidentally swallowed.
- If younger children use the Cell, their guardians should explain the proper handling.
- Before using the Cell, be sure to read the user's manual and cautions on handling thoroughly.
- Batteries have life cycles. If the time that the Cell powers equipment becomes much shorter than usual, the Cell life is at an end. Replace the Cell with a new same one.
- When not using Cell for an extended period, remove it from the equipment and store in a place with low humidity and low temperature.
- While the Cell pack is charged, used and stored, keep it away from objects or materials with static electric charges.
- If the terminals of the Cell become dirty, wipe with a dry clothe before using the Cell.
- Storage the cells in storage temperature range as the specifications. After full discharged, we suggest that charging to 3.6~4.0V. with no using for a long time.
- Battery should be charged and discharged every 3 months at 0.2 C during long term storage, and then charge to 50-70% of the capacity for storage.
- Do not exceed these ranges of the following temperature ranges:
  - Charge temperature range : 0°C to 45°C;
  - Discharge temperature range : -10°C to 60°C.
  - Store less than 1 month : -5°C - +45°C
  - Store less than 6 months : 0°C - +45°C

### **! Special Notice**

Keep the cells in **50% charged state** during long period storage. We recommend to charge the battery up to 50% of the total capacity every 3 months after receipt of the battery and maintain the voltage 3.6~4.0V. And store the battery in cool and dry place.